

# 1

## Follow the Caterpillar


Name \_\_\_\_\_

Date \_\_\_\_\_

### To parents

Write your child's name and the date in the boxes above. Have your child trace the path with his or her finger before using a pencil. Then, have your child move the pencil slowly along the path. It is okay if he or she draws outside the area. When your child completes each exercise, give him or her plenty of encouragement and praise.

- Draw a line from the arrow (➔) to the star (★) by following the path.





■ Draw a line from the arrow (→) to the star (★) by following the path.






# 2

## Catch the Caterpillar

Name \_\_\_\_\_


Date \_\_\_\_\_

■ Draw a line from the arrow (➔) to the star (★) by following the path.





■ Draw a line from the arrow (➡) to the star (★) by following the path.






3

# Crawling Caterpillar

Name
Date

■ Draw a line from the arrow (➔) to the star (★) by following the path.





■ Draw a line from the arrow (→) to the star (★) by following the path.







# Color the Crayon

Name
Date

- Draw a line from the arrow (➔) to the star (★) by following the path.





■ Draw a line from the arrow (➔) to the star (★) by following the path.





5

# Spot the Candy

Name
Date

■ Draw a line from the arrow (→) to the star (★) by following the path.





■ Draw a line from the arrow (➔) to the star (★) by following the path.







# Breakfast Time

Name
Date

■ Draw a line from the arrow (→) to the star (★) by following the path.





■ Draw a line from the arrow (→) to the star (★) by following the path.







# Chirping Chick

Name
Date

■ Draw a line from the arrow (➔) to the star (★) by following the path.





■ Draw a line from the arrow (➔) to the star (★) by following the path.








# One Stuck Snake

Name
Date

■ Draw a line from the arrow (➔) to the star (★) by following the path.





■ Draw a line from the arrow (→) to the star (★) by following the path.







# Cute Kitten


Name
Date

■ Draw a line from the arrow (➔) to the star (★) by following the path.





■ Draw a line from the arrow (➔) to the star (★) by following the path.







# Floppy the Puppy

Name
Date

■ Draw a line from the arrow (➔) to the star (★) by following the path.





■ Draw a line from the arrow (➔) to the star (★) by following the path.








# This Little Piggy

Name
Date

■ Draw a line from the arrow (➔) to the star (★) by following the path.











# This Fox Rocks


Name
Date

■ Draw a line from the arrow (➔) to the star (★) by following the path.





■ Draw a line from the arrow (➔) to the star (★) by following the path.





13

# Very Strawberry


Name
Date

■ Draw a line from the arrow (➔) to the star (★) by following the path.





■ Draw a line from the arrow (➔) to the star (★) by following the path.







# Nice Slice of Watermelon


Name
Date

■ Draw a line from the arrow (➔) to the star (★) by following the path.





■ Draw a line from the arrow (➔) to the star (★) by following the path.







# Fun Onion

Name


Date

■ Draw a line from the arrow (➔) to the star (★) by following the path.





■ Draw a line from the arrow (➔) to the star (★) by following the path.








# Rad Radish

Name

Date

■ Draw a line from the arrow (➔) to the star (★) by following the path.





■ Draw a line from the arrow (➔) to the star (★) by following the path.







# Safety Scissors

Name

Date

### To parents


Have your child move the pencil slowly along the path. Do the exercise along with your child if he or she has difficulty. When your child completes each exercise, offer lots of praise.

- Draw a line from the arrow (➔) to the star (★) by following the path.





■ Draw a line from the arrow (➔) to the star (★) by following the path.






Name

Date

- Draw a line from the arrow (➔) to the star (★) by following the path.





■ Draw a line from the arrow (➔) to the star (★) by following the path.







# Spinning Pinwheel

Name

Date

- Draw a line from the arrow (➔) to the star (★) by following the path.





■ Draw a line from the arrow (➔) to the star (★) by following the path.







# Beat the Drum


Name
Date

■ Draw a line from the arrow (➔) to the star (★) by following the path.





■ Draw a line from the arrow (→) to the star (★) by following the path.





# 21

## Tipping Top

Name


Date

- Draw a line from the arrow (➔) to the star (★) by following the path.





■ Draw a line from the arrow (➔) to the star (★) by following the path.





22

# Toss the Ring

Name
Date

■ Draw a line from the arrow (➔) to the star (★) by following the path.





■ Draw a line from the arrow (➔) to the star (★) by following the path.







# Cool Cap

Name

Date

- Draw a line from the arrow (➔) to the star (★) by following the path.





■ Draw a line from the arrow (→) to the star (★) by following the path.





Name

Date

- Draw a line from the arrow (➔) to the star (★) by following the path.





■ Draw a line from the arrow (➔) to the star (★) by following the path.





25

# Let it Rain on My Umbrella


Name
Date

■ Draw a line from the arrow (➔) to the star (★) by following the path.





■ Draw a line from the arrow (➔) to the star (★) by following the path.








# Let's Fry Some Eggs!

Name
Date

■ Draw a line from the arrow (➔) to the star (★) by following the path.











## Settle the Kettle

Name


Date

- Draw a line from the arrow (➔) to the star (★) by following the path.





■ Draw a line from the arrow (➔) to the star (★) by following the path.








# Spot the Watering Pot

Name

Date

■ Draw a line from the arrow (➔) to the star (★) by following the path.











Name
Date

- Draw a line from the arrow (➔) to the star (★) by following the path.





■ Draw a line from the arrow (➔) to the star (★) by following the path.







# Bug on a Rug

Name
Date

■ Draw a line from the arrow (➔) to the star (★) by following the path.





■ Draw a line from the arrow (➔) to the star (★) by following the path.








# Slippery Seal

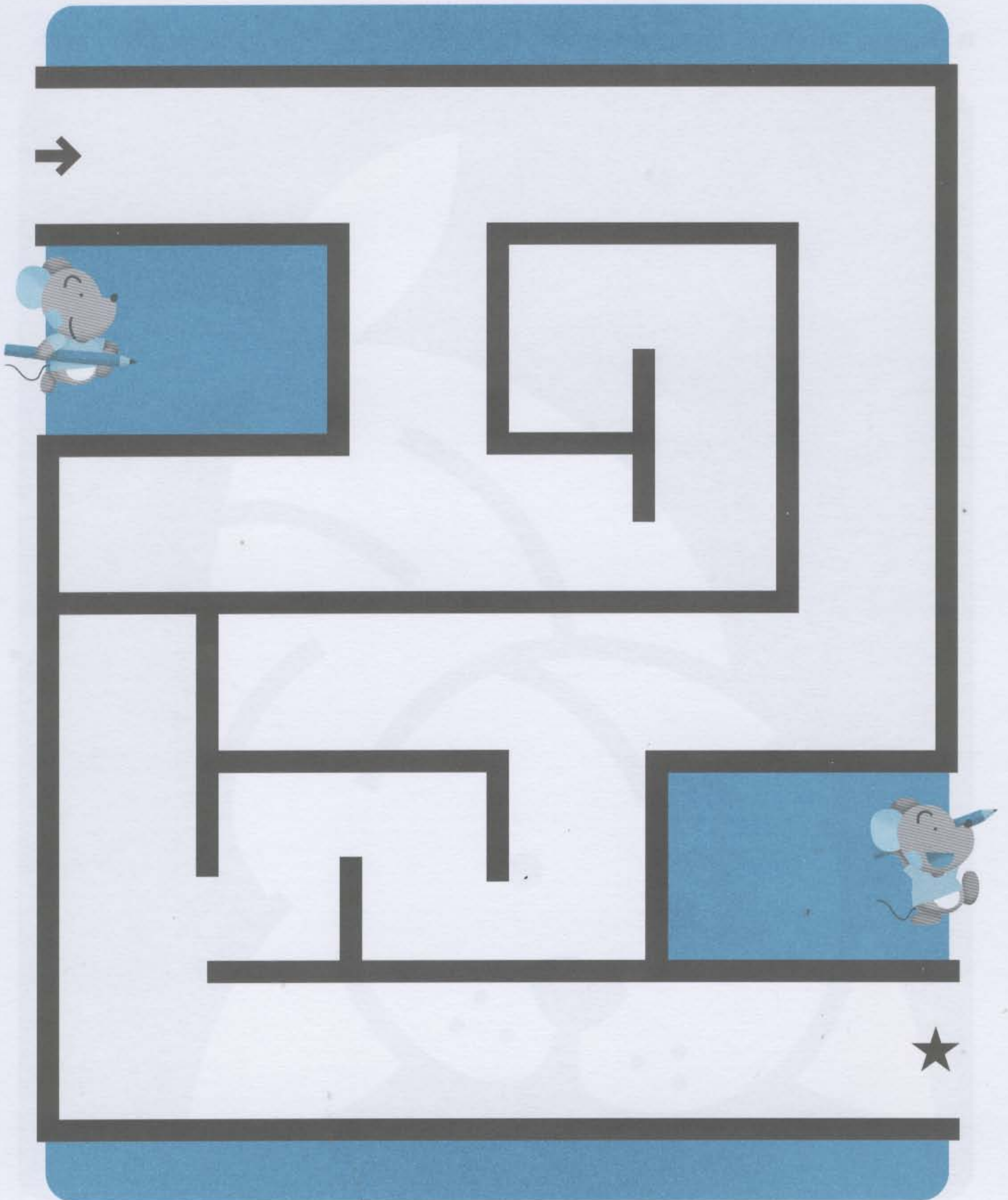
Name
Date

■ Draw a line from the arrow (➔) to the star (★) by following the path.





■ Draw a line from the arrow (➡) to the star (★) by following the path.






# Diving Dolphins


Name
Date

■ Draw a line from the arrow (➔) to the star (★) by following the path.





■ Draw a line from the arrow (→) to the star (★) by following the path.






Name
Date

- Draw a line from the arrow (➔) to the star (★) by following the path.





■ Draw a line from the arrow (➡) to the star (★) by following the path.





Name

Date

- Draw a line from the arrow (➔) to the star (★) by following the path.





■ Draw a line from the arrow (➔) to the star (★) by following the path.





# Little Red Riding Hood


Name
Date

■ Draw a line from the arrow (➔) to the star (★) by following the path.





■ Draw a line from the arrow (→) to the star (★) by following the path.





36

# Helicopter Bunny

Name


Date

■ Draw a line from the arrow (➔) to the star (★) by following the path.





■ Draw a line from the arrow (➔) to the star (★) by following the path.





Name


Date

- Draw a line from the arrow (➔) to the star (★) by following the path.





■ Draw a line from the arrow (➔) to the star (★) by following the path.







# Sound the Alarm Clock

Name

Date

■ Draw a line from the arrow (➔) to the star (★) by following the path.





■ Draw a line from the arrow (➔) to the star (★) by following the path.





# Try the Tricycle

Name

Date

- Draw a line from the arrow (➔) to the star (★) by following the path.





■ Draw a line from the arrow (➔) to the star (★) by following the path.







# Fire Engine to the Rescue

Name

Date

- Draw a line from the arrow (➔) to the star (★) by following the path.





**To parents**

Did your child enjoy this workbook? When your child is finished, compare this page with his or her previous work. You will see considerable progress in his or her ability to control the pencil. Please give lots of praise for your child's effort and achievement.

- Draw a line from the arrow (➔) to the star (★) by following the path.

