

KUMON

Ages

3•4•5

My First Book of

MAZES



Getting through mazes builds a foundation for pencil skills.

Use this book to help your child develop pencil skills and reasoning ability.

1

Little House Lane

Name

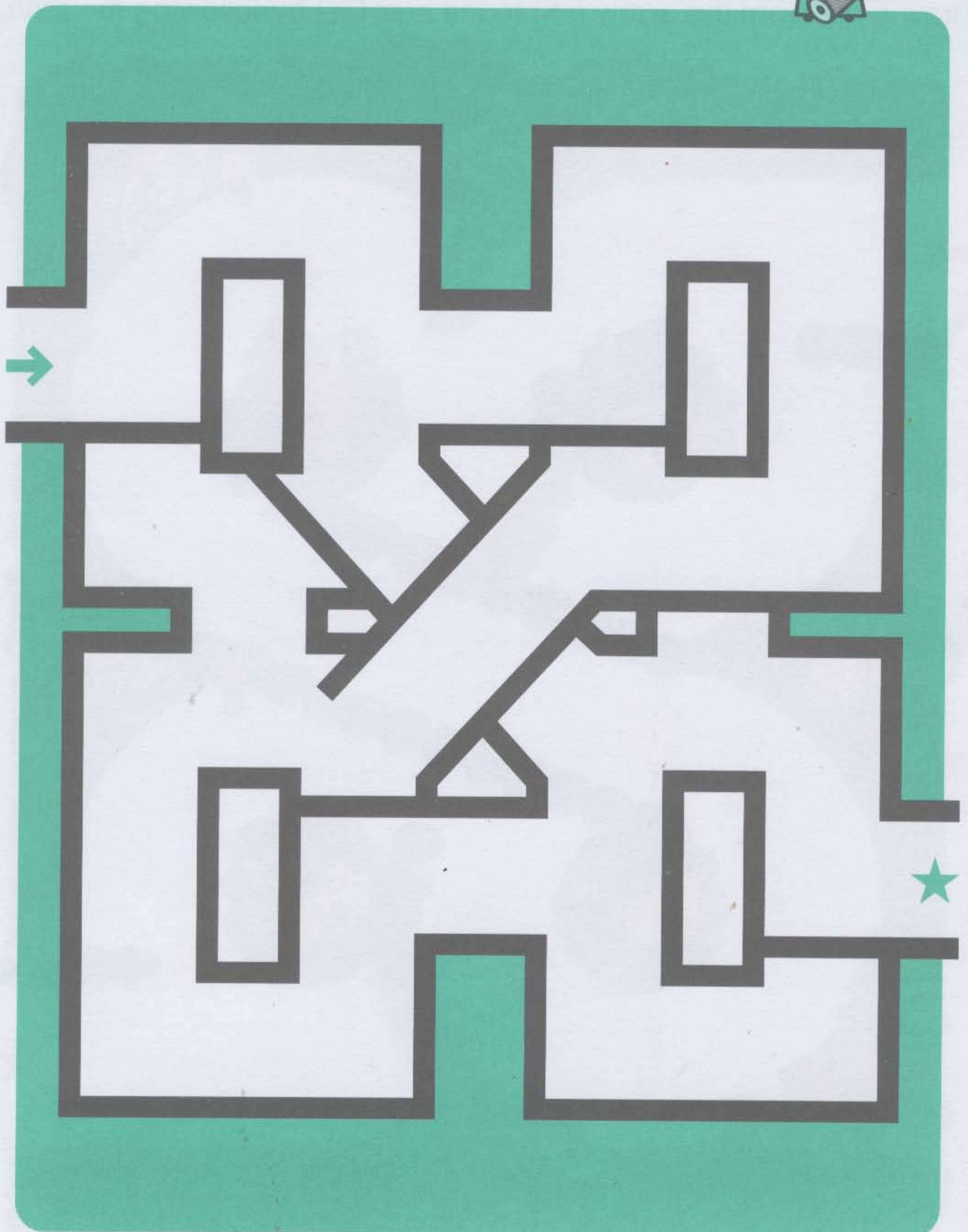
Date

To parents Have your child trace the path with his or her finger, then with a pencil. For extra practice, have your child continue to trace the path with different colored pencils. Give your child plenty of encouragement and praise your child at the completion of each exercise.

Draw a line from the arrow (→) to the star (★) by following the path.



Draw a line from the arrow (→) to the star (★) by following the path.



2

A Stroll in the City

Name
Date

Draw a line from the arrow (➔) to the star (★) by following the path.



Draw a line from the arrow (→) to the star (★) by following the path.



3


Fun at the Farm

Name
Date

Draw a line from the arrow (→) to the star (★) by following the path.



Draw a line from the arrow (→) to the star (★)
by following the path.



4


The Dark Forest

Name
Date

Draw a line from the arrow (➔) to the star (★) by following the path.



Draw a line from the arrow (→) to the star (★)
by following the path.



5

Friends at the Pond

Name
Date

Draw a line from the arrow (➔) to the star (★) by following the path.



Draw a line from the arrow (→) to the star (★)
by following the path.



6


Autumn in the Park

Name
Date

Draw a line from the arrow (→) to the star (★) by following the path.



Draw a line from the arrow (→) to the star (★)
by following the path.



7

Vegetable Patch

Name
Date

Draw a line from the arrow (→) to the star (★) by following the path.



Draw a line from the arrow (→) to the star (★)
by following the path.





Strawberry Patch

Name
Date

Draw a line from the arrow (→) to the star (★) by following the path.



Draw a line from the arrow (→) to the star (★)
by following the path.



9


Ready, Set, Race!

Name
Date

Draw a line from the arrow (→) to the star (★) by following the path.



Draw a line from the arrow (→) to the star (★) by following the path.




10


City Streets

Name
Date

Draw a line from the arrow (→) to the star (★) by following the path.



Draw a line from the arrow (→) to the star (★)
by following the path.



11


Dog Walking

Name
Date

Draw a line from the arrow (→) to the star (★) by following the path.



Draw a line from the arrow (→) to the star (★) by following the path.




12


Spring in the City

Name
Date

Draw a line from the arrow (→) to the star (★) by following the path.



Draw a line from the arrow (→) to the star (★) by following the path.



13


Tiny House Town

Name
Date

Draw a line from the arrow (→) to the star (★) by following the path.



Draw a line from the arrow (→) to the star (★)
by following the path.




14

Little Lost Sheep

Name
Date

Draw a line from the arrow (➔) to the star (★) by following the path.



Draw a line from the arrow (→) to the star (★)
by following the path.



15

Autumn Trees

Name
Date

Draw a line from the arrow (→) to the star (★) by following the path.



Draw a line from the arrow (→) to the star (★) by following the path.



16

Winding Waterway

Name
Date

Draw a line from the arrow (➔) to the star (★) by following the path.



Draw a line from the arrow (→) to the star (★)
by following the path.




17


Autumn Leaves

Name
Date

Draw a line from the arrow (→) to the star (★) by following the path.



Draw a line from the arrow (→) to the star (★)
by following the path.



18

Picking Pumpkins and Cabbage

Name
Date

Draw a line from the arrow (➔) to the star (★) by following the path.



Draw a line from the arrow (→) to the star (★)
by following the path.



19

Let's Pick Some Strawberries!

Name
Date

Draw a line from the arrow (→) to the star (★) by following the path.



Draw a line from the arrow (→) to the star (★)
by following the path.



20


Around the Racetrack Curves

Name
Date

Draw a line from the arrow (➔) to the star (★) by following the path.



Draw a line from the arrow (→) to the star (★) by following the path.



21


Turning Corners Through Town

Name
Date

Draw a line from the arrow (→) to the star (★) by following the path.



Draw a line from the arrow (→) to the star (★)
by following the path.




22


Let's Go to Work!

Name
Date

Draw a line from the arrow (→) to the star (★) by following the path.



Draw a line from the arrow (→) to the star (★) by following the path.



23


Finding Flowers on the Way

Name
Date

Draw a line from the arrow (➔) to the star (★) by following the path.



Draw a line from the arrow (→) to the star (★)
by following the path.



24


Old MacDonald's Sheep

Name
Date

Draw a line from the arrow (→) to the star (★) by following the path.



Draw a line from the arrow (→) to the star (★) by following the path.



25

Far Away Village

Name
Date

Draw a line from the arrow (→) to the star (★) by following the path.



Draw a line from the arrow (→) to the star (★)
by following the path.

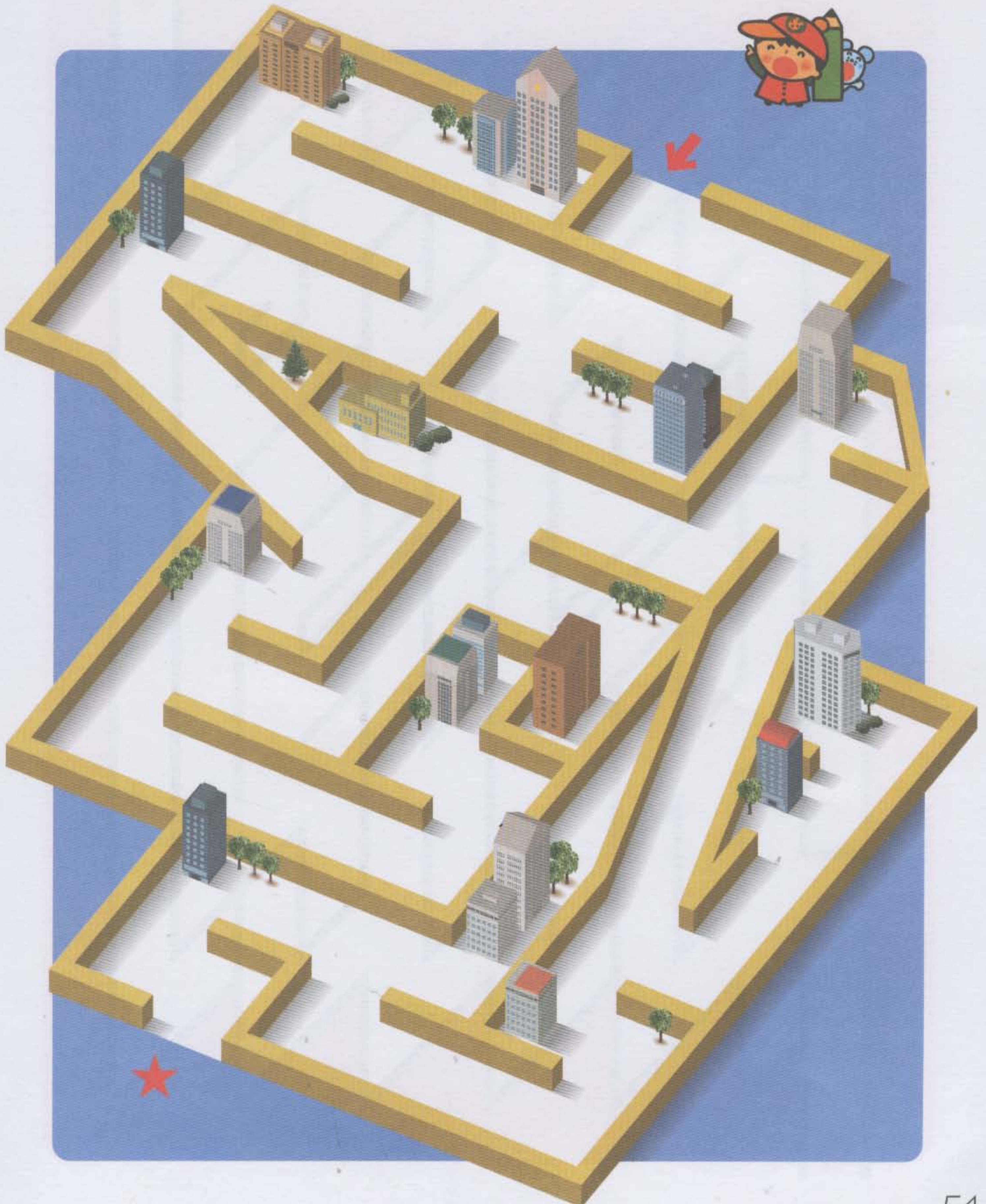


26


Buzzing by Buildings

Name
Date

Draw a line from the arrow (→) to the star (★) by following the path.



Draw a line from the arrow (→) to the star (★) by following the path.




27


Autumn Forest Trail

Name
Date

Draw a line from the arrow (→) to the star (★) by following the path.



Draw a line from the arrow (→) to the star (★)
by following the path.




Paddling the Pond

Name
Date

Draw a line from the arrow (➔) to the star (★) by following the path.



Draw a line from the arrow (→) to the star (★)
by following the path.



Name
Date

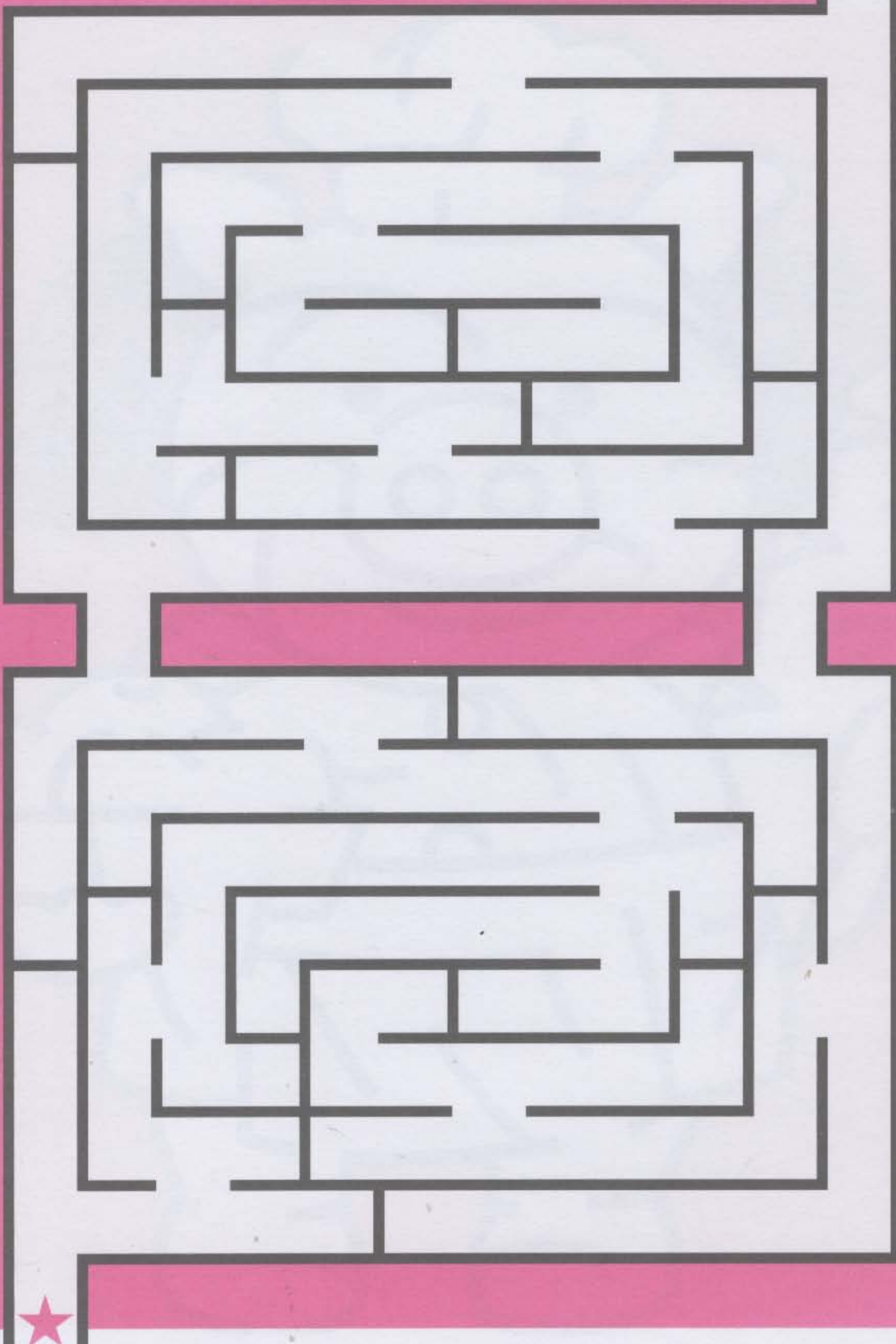
To parents

Starting with this page, the maze patterns are different from others in the book. Mazes on even-numbered pages have narrower paths and are more challenging. When your child completes each exercise, praise him or her.

Draw a line from the arrow (→) to the star (★) by following the path.



Draw a line from the arrow (→) to the star (★)
by following the path.



30

Police Officer

Name
Date

Draw a line from the arrow (→) to the star (★) by following the path.



Draw a line from the arrow (→) to the star (★)
by following the path.



31


Mail Carrier

Name
Date

Draw a line from the arrow (→) to the star (★) by following the path.



Draw a line from the arrow (→) to the star (★) by following the path.



Name
Date

Draw a line from the arrow (➔) to the star (★) by following the path.



33

Bear Playing Golf

Name
Date

Draw a line from the arrow (→) to the star (★) by following the path.




Bear Playing Golf

Name
Date

Draw a line from the arrow (→) to the star (★) by following the path.



Draw a line from the arrow (→) to the star (★) by following the path.



34


Fox Playing Soccer

Name
Date

Draw a line from the arrow (➔) to the star (★) by following the path.



Draw a line from the arrow (→) to the star (★)
by following the path.



35


Rabbit Picking Strawberries

Name
Date

Draw a line from the arrow (→) to the star (★) by following the path.



Draw a line from the arrow (→) to the star (★) by following the path.




36

Waiter

Name
Date

Draw a line from the arrow (→) to the star (★) by following the path.



Draw a line from the arrow (→) to the star (★) by following the path.




Name

Date

Draw a line from the arrow (→) to the star (★) by following the path.



Draw a line from the arrow (→) to the star (★)
by following the path.




Name
Date

Draw a line from the arrow (→) to the star (★) by following the path.




Draw a line from the arrow (→) to the star (★) by following the path.



Name
Date

Draw a line from the arrow (→) to the star (★) by following the path.



Challenge! 1

To parents

The maze pattern on this page is different from others in the book. Do the practice along with your child if he or she has difficulty. Make sure that the line is vertical or horizontal, not diagonal.

Draw a line from the arrow (→) to the star (★), connecting only tulips (🌷).



40

King

Name
Date

Draw a line from the arrow (→) to the star (★) by following the path.



Challenge! 2

To parents

The maze pattern on this page is different from others in the book. Do the practice along with your child if he or she has difficulty. Make sure that the line is vertical or horizontal, not diagonal.

Draw a line from the arrow (→) to the star (★), connecting only rabbits (🐰).

